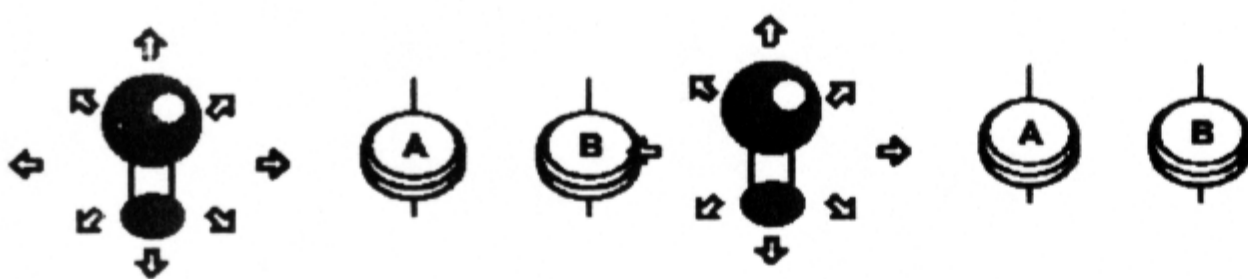




OPERATOR'S MANUAL
(Handbuch)

- O JAMMA STANDARD
- O MONITOR VERTICAL
- O POWER CONSUMPTION
+5V.....5A
+12V..... 1A

CONTROL PANEL
(Spielpult)



* The Power shall be exactly +5V
(Die Spannung muß 5,0 V sein!)

Arcadiabay

Tom Gröger
Schöne Aussicht 8
33165 Lichtenau/Husen
Tel. 05292-931616 www.arcadiabay.de

Development by: **SEIBU KAIHATSU INC. , Japan**

RAIDEN FIGHTERS 2

DIP - # 2

1 2 3 4 5 6 7 8

DIFFICULTY
(Schwierigkeitsgrad)

Normal	OFF	OFF
Easy	OFF	ON
Hard	ON	OFF
Very Hard	ON	ON

NUMBER of LIFES
(Anzahl der Leben)

3	OFF	OFF
4	OFF	ON
2	ON	OFF
1	ON	ON

--> not used <--

XX XX

- nicht benutzt -

DEMO SOUND

Yes (Ja)	OFF
No (Nein)	ON

TEST

GAME (Spiel)	OFF
TEST	ON

Manufacturer:

SEIBU KAIHATSU INC:

2-20-1 Misaki-Cho, Chiyoda-Ku

TOKYO 101

JAPAN

Phone: +81-3-3238 9169

Fax: +81-3-3238 9187

Arcadiabay

Tom Gröger

Schöne Aussicht 8

33165 Lichtenau/Husen

Tel. 05292-931616 www.arcadiabay.de

RAIDEN FIGHTERS 2

TEST MODE

To get into test mode, push TEST Switch or connect pin 15 solder side of JAMMA connector to ground.

Um in den Test zu gelangen, drücken Sie die TEST-Taste oder verbinden Sie pin 15 Lötseite des JAMMA Anschlusses mit GND.

TEST MODE

EXIT
GAMES SETTINGS
INCOME
I/O TEST
MONITOR TEST
ADJUST TIMER
RESET SETTINGS

GAME SETTINGS

SHOOTER 1
1 COIN(S) / 1 CREDIT
SHOOTER 2
1 COIN(S) / 1 CREDIT
1 CREDIT(S) / 1 CONTINUE
3 SHIP(S) / 1 PLAY
DIFFICULTY - (NORMAL)
SCORE KEEPING ON
DEMO SOUND ON
FREE PLAY OFF

RESET SETTING

EXIT
DEFAULT
GAME SETTING
CLEAR INCOME DATA
CLEAR SCORE RANKING







ADJUST TIMER

CANCEL
YEAR 1995
MONTH 6
DAY 10
HOUR 10
MINUTE 10
SET TO MEMORY!

Arcadiabay

Tom Gröger
Schöne Aussicht 8
33165 Lichtenau/Husen
Tel. 05292-931616 www.arcadiabay.de

RAIDEN FIGHTERS 2 - Switches & Jumpers -

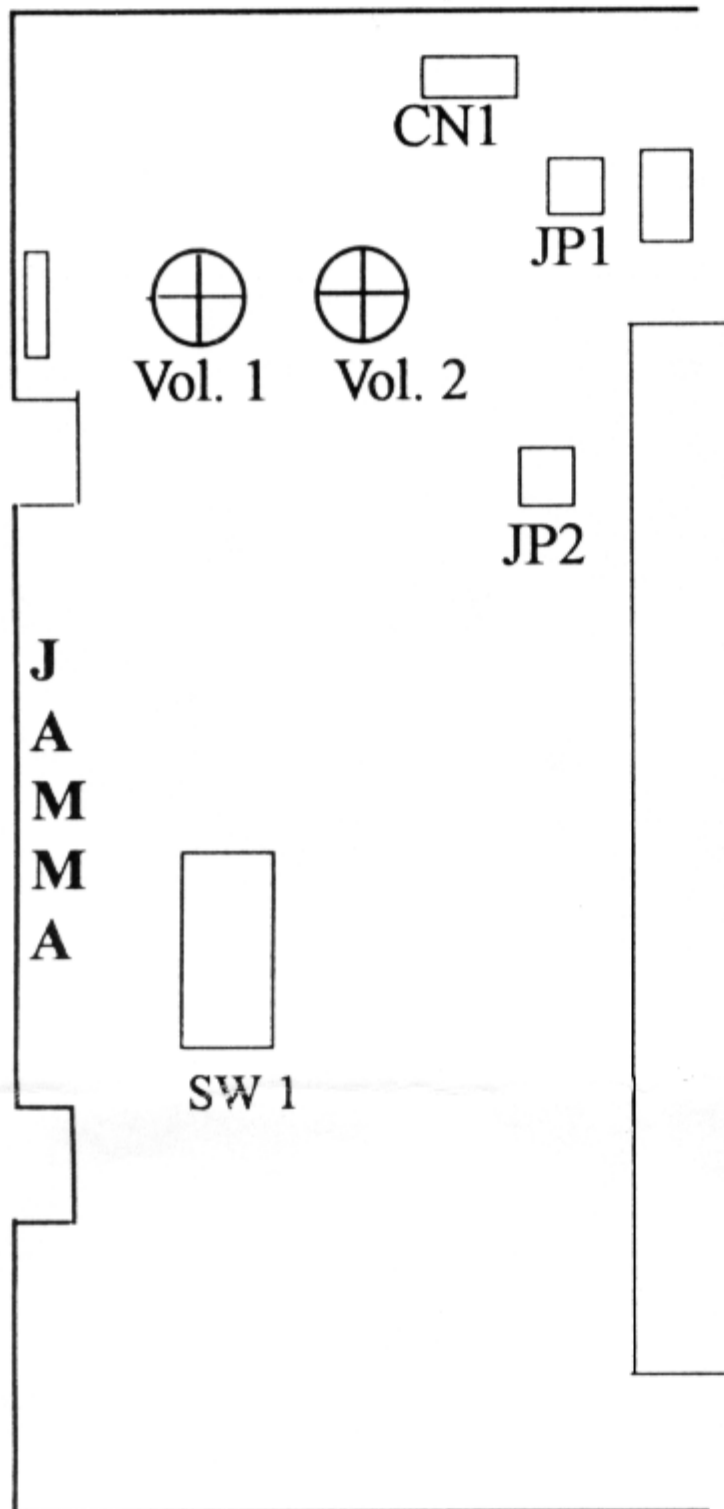
- | | | |
|---------------|---|---|
| Vol. 1 | Mono: Controls volume | (regelt Lautstärke) |
| | Stereo: Controls LEFT channel | (regelt LINKEN Kanal) |
| Vol. 2 | Mono: Not used | (nicht benutzt) |
| | Stereo: Controls RIGHT channel | (regelt RECHTEN Kanal) |
| JP 1 | | |
| | Only used when game-board is changed
with a new game | (Nur zu benutzen, wenn das
Spiel-Board getauscht wird) |
| |  |  |
| | Normal | Changing game
(Änderung des Spiels) |
| JP 2 | | |
| | To change MONO / STEREO | (Zur Einstellung MONO / STEREO) |
| |  |  |
| | Stereo | Mono
(factory setting) |
| SW 1 | | |
| | To reverse picture | (Zum Umdrehen des Bildes) |
| |  |  |
| | Normal | reverse
(gedreht) |
| CN 1 | | |
| | Output for STEREO speakers
Always connect all 4 wires
seperately!!! | (Ausgang für STEREO Lautspecher)
(Immer alle 4 Anschlüsse getrennt
anschießen!) |

Arcadiabay

Tom Gröger
Schöne Aussicht 8
33165 Lichtenau/Husen
Tel. 05292-931616 www.arcadiabay.de

RAIDEN FIGHTERS 2

28-pin Connector



SOLDER SIDE	No.	No.	PARTS SIDE
GND	A	1	GND
GND	B	2	GND
+5V	C	3	+5V
+5V	D	4	+5V
	E	5	
+12V	F	6	+12V
	H	7	
COUNTER 2	I	8	COUNTER 1
	K	9	
SPEAKER (-)	L	10	SPEAKER (+)
	M	11	
GREEN	N	12	RED
SYNC	P	13	BLUE
SERVICE	R	14	VIDEO GND
	S	15	TEST Switch
COIN 2	T	16	COIN 1
2P START	U	17	1P START
2P UP	V	18	1P UP
2P DOWN	W	19	1P DOWN
2P LEFT	X	20	1P LEFT
2P RIGHT	Y	21	1P RIGHT
2P PUSH 1	Z	22	1P PUSH 1
2P PUSH 2	a	23	1P PUSH 2
	b	24	
	c	25	
	d	26	
GND	e	27	GND
GND	f	28	GND

Connector 1 (CN 1)

1	SPEAKER + (Left)
2	SPEAKER - (Left)
3	SPEAKER + (Right)
4	SPEAKER - (Right)

Arcadiabay

Tom Gröger

Schöne Aussicht 8

33165 Lichtenau/Husen

Tel. 05292-931616 www.arcadiabay.de